



To teachers and adult collaborators,

Welcome!

These activities get kids ready to enter the **Big Kite Magic Portal** and join the **Kite Choir**. They encourage:

- Listening and awareness
- Creative expression
- Connection to nature
- Global connectivity
- Imagination and play
- Confidence in using one's voice

The 5 “explorations” are interwoven and can happen in any order. They’re designed to accommodate groups – classes, choirs, etc. – but can easily adapt for home use by individual kids with adult collaboration.

Each section starts with activities that adult-child pairs can do together. These lead to group activities, which can also work at home - especially if friends and family members join in.

OR - you and your child can go deeper. There’s plenty of space for reflection, writing and artmaking; for walks and observation journals; for going down curiosity rabbit holes to learn more about kites or birds or the science of sound; and for more intimate dialogue about what the world needs and wants and what kids can do about it.


ENJOY!

Big kite magic,

Holly

*Oh!
Before we forget...
Make sure you
print this document
double-sided, for the
kite templates at the
end :)*

www.kitechoir.com



Hello Friends,

We're so excited you're going to join the **KITE CHOIR**.

Kite Choir is all about listening to the voices of kids. We want to hear **YOUR** voice and bring kids throughout the whole earth community together to dream and imagine and create a future of peace and harmony.

Kids everywhere will be sharing their voices in the **Big Kite Magic Portal** by:

- singing
- calling like birds and blowing like the wind
- whispering wishes to the world

These explorations will prepare you to enter the **Magic Portal!**

Are you ready?

Exploration 1: Whispered Wishes for the World

What is your wish for the world?

A hope, a dream, a message of peace or care for the earth? You'll get to whisper a wish for the world in the **Portal**, which will join the wishes of friends from around the globe, creating a shared vision of the future. Your new friends will be whispering in many different languages, but you won't need to understand the words to experience the magical power that happens when all your voices join together!

The first step is to dream together.

Make a circle. Lie down if you're comfortable.

Close your eyes.

Just breathe.

In and out.

Sense the world around you, right in the room where you are.

Use all 5 of your senses:

What does it *feel* like?

What does it *sound* like?

What does it *smell* like?

What does it *taste* like?


What does it *look* like in your mind's eye?

Now zoom out a bit, just beyond the walls of the room.

Imagine the building around you.

The street right outside the door.

Your neighborhood.



What does the world need right now to make it happy and healthy and strong?

Take a deep breath.

Let it go.

Take another.

Begin to whisper your wishes very quietly, as quiet as a soft breeze.

Words of hope, love, caring, concern, encouragement

Feel the whispers around you wash over you. Feel the winds of whispering get just a little stronger and the wishes gently whirling around you.

Breathe.

Dream.

Your wishes can travel anywhere and everywhere - no walls or boundaries or borders.

When you're ready, slowly open your eyes.

You've been on a journey! Are you ready to share where you've been?

Share:

In pairs: Whisper your wishes to each other. Are they similar? Different? You can write down key words and phrases to share on a Wishboard.

As a group: Play "telephone," each person passing their wish from one to the next around the circle. It's up to the wisher whether the wish gets said out loud or remains private. Add shared words and phrases to the Wishboard.

Finally, stand up in the circle. Close your eyes one last time. Together with everyone else, begin to whisper, speak, or sing your wish for the world once, twice - as many times as you want. Feel the voices coming together. Hear the music you make together as your vibrations mingle and your wishes gain power!

Hold onto your own secret wish - a message sent straight from your heart. You'll get to whisper your wish into the **Big Kite Magic Portal** and send it up into the sky on your very own kite so the winds can carry it!

Exploration 2: The world around ALL of us

Wherever you live – in the city or in the country – your world is filled with amazing and special sights and sounds and smells and sensations that you may not notice every day.

So let's take a walk – with nowhere to go. See what happens when you slow down, look up and listen! Bring along a little notebook in case you want to sketch a picture or write down an idea.

You might be surprised by what you discover. And you'll get to share some of your discoveries in the Big Kite Magic Portal.

Observation 1: Sky and Wind

Look up. How much sky can you see? What color is it?
See any clouds? What do they look like? Are they moving? Changing shapes?
Is it windy or still? Maybe just a little breezy? How does the wind feel? How does it sound? Listen closely; you'll get to share windy sounds in the Magic Portal.

You can't see the actual wind of course – it's invisible! -- but you can see it moving in the things around you. What do you see that's blowing in the wind? Do you think there's enough wind to fly a kite??

Observation 2: Music to your ears

Every day, all around you, the world is filled with sound – its own special earth music.

Stop in one place and listen. Is it noisy? Quiet? Notice the whole sound landscape as one giant sound with lots of details in it, sort of like a painting in a frame.

Now focus in.

How many different sounds do you hear? Write them down if you can.

Which sounds do you recognise? Which ones are mysteries?

Which are made by people? Which come from the natural world?

Keep walking and listening as the sound world keeps changing around you. If you find a sound world you really like record it so you can listen to it later. Maybe you'll find even more sounds hidden in there that you didn't notice before!

Our **Kite Choir** will make its own sound world, bringing sounds and voices from all over the world together in a Sky Symphony!

Observation 3: Birds!

Did you know there are more than 20,000 kinds of birds in the world??!!
Birds are everywhere! Even if you live in a big city you have way more bird neighbors than you might expect.

You'll get a chance to sing some bird songs in the **Magic Portal** so let's try to meet a bird neighbor and learn its song.

Do you hear any birds singing or chirping right now? Not yet? Can you think of someplace nearby that birds might like to hang out?

When you find a bird, is it singing? Does it make the same sound over and over again or does the song keep changing? If you can see it singing, do you notice how its whole body seems to vibrate when it sings?

Do you know what kind of bird it is? Can you take a photo and discover that later? Try singing along to the bird's song. Do you think the bird hears you? Does it seem to answer you?

If you can, record the bird's song so you can get ready to share it in the Portal.

After your walk, you can:

Share your drawings, notes, photos and recordings

Write about your experience

Make a drawing or map or collage about your walk of discovery



Exploration 3: Singing!

You'll definitely be singing in the **Big Kite Magic Portal**, so it's a good time to explore your voice!

Did you know:

Sound is made when the air vibrates? Every sound is a vibration – including your voice.

Sing a note. Any note.

Sing *aah*, then *oooo* then *eeee*.

Hum a note with your mouth closed.

Which sound do you like the best?

Touch your face, your throat, and your chest as you sing.

Can you feel the vibrations?

Sing your notes loud and soft, long and short, high and low.

Which sound feels the best in your body?

You know what feels even better than singing by yourself? Singing with friends!
It's a **vibe(ration) circle!**

Singing in a circle is a great way to sing together.

One person, the “conductor,” stands in the middle of the circle to lead the singing.

Everyone can take a turn being the conductor!

First, you'll need to invent some **hand gestures** that the conductor uses to communicate to the circle.

Create gestures for:

Starting and stopping

Loud and soft

Short and long


High and low

Start with just one note. The conductor sings first, and then everyone joins in. (Fun fact: Singing the same note together is called *singing in unison!*)

Place your hand on your chest so you can feel the vibrations. Keep singing, taking breaths when you need them so the sound just keeps going and going until the conductor gestures to stop.

Now try playing with the note. Using the hand gestures, you can stop it and start it, make it louder and softer, shorter and longer, higher and lower.


Try singing your whispered wishes. There's no better way to share your voices and send your wishes into the world than by singing!



You can add bird sounds and wind sounds too.

If that's feeling great, you can try it with two conductors at the same time!
Each conductor conducts half the circle, creating their own musical world.

What does it feel like when the two parts come together, and make harmony?
Imagine what it will be like when your voice is joined with the voices of kids from
all over the world through the Magic Portal!



Exploration 4: Secrets of the Wind

The wind is invisible. You can hear it and you can feel it but you can't see it.

But the wind is really a secret dancer. It is always moving. And when it moves, it moves everything around it – the leaves on the trees, the clouds – and of course kites!

The wind brings kites to life. And when kites fly, they make the invisible wind visible!

There are lots of different kinds of wind. Check out these 4:

a *zephyr* is soft and gentle
a *sirocco* is hot and dusty
a *cyclone* is a violent, spinning storm
a *mistral* is cold, fast, and dry

What do you think these winds sound like?


Using your breath, lips, mouth, and tongue see if you can make these four different wind sounds.

You'll get to share your wind sounds in the **Portal**.

What does it feel like to move like the wind?

Become one of the four winds and create your own wind dance.

Pair up with a friend who can be a kite, moving to your wind dance. Then take turns sharing your dance with the group, getting everyone moving – just like the wind does!



Exploration 5: Kite Magic!

Did you know....

People fly kites all over the world. The first kites flew up into the sky more than 2,000 years ago! Kites have been used to tell stories, send messages, make music, ignite scientific discoveries...and **ESPECIALLY** to bring communities together in wonder and celebration.

And kites are just super fun to fly.

Using the attached instructions you can make your own kite!

Your kite can be an imaginary bird, with magical powers and its own special song.

Or maybe it's a guardian angel for the world, or a sky explorer, or anything you want it to be!

And your kite can carry your **Whispered Wish for the World** into the sky on its tail! When your kite is ready, take it outside, catch the breeze, and watch it soar!

Kites of a feather flock together

People all over the world have kite festivals.

In Japan and China, Bali and Guatemala and many more places, people come together year after year to fly flocks of kites and make **BIG KITE MAGIC**.

Kites can bring your community together too!

Invite your friends, family, neighbours, classmates or choir to fly kites together. Find an open space - a park, beach, school oval or backyard - and fill the sky with colour, movement and imagination.

What happens when many kites rise together?

How does it feel to stand under a sky full of dancing shapes carried by the same wind?

Maybe your kites will swirl like a flock of birds.

Maybe they'll tug and swoop and pull you into laughter.

Maybe people passing by will stop, look up and smile.

Flying kites together reminds us that even though we are all different, we share the same sky.

Take photos or videos of your kite gathering and share them with us – we would love to see your own little corner of BIG KITE MAGIC unfolding somewhere in the world.

Tag us on Instagram: @kitechoir

Final Portal Prep...

You're almost ready to enter the **Big Kite Magic Portal!** Just a quick check to make sure you have everything you need:

Your **singing voice** - warm it up by singing some oos, aahs and hum mmmms

Your **wind sound** – give it a quick whirl.

Your **bird song** - if you learned a song from a bird neighbour you're all set. But no worries if you didn't! It's a perfect time to create an imaginary bird with its own special song.

What's your bird's name?

What does it look like?

And what is its song?

Your **Whispered Wish for the World** – straight from your heart and up into the sky!

Ok it's **BIG KITE MAGIC PORTAL** time! Let's go!


www.kitechoir.com

KITE CHOIR MAKE YOUR OWN... PAPER KITE!

YOU'LL NEED:


- * PRINTED A4 KITE TEMPLATE
- * PAPER STRAW
- * RIBBON (FOR TAIL)
- * STRING
- * STICKY-TAPE
- * HOLE PUNCH (OR SKEWER)

1




Fold the paper in half, with the eyes on the outside.

2



Open the outer flap down, and fold where it meets the dotted lines inside.

3

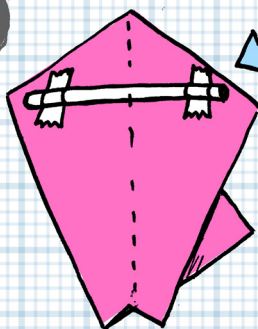


flip the kite over...



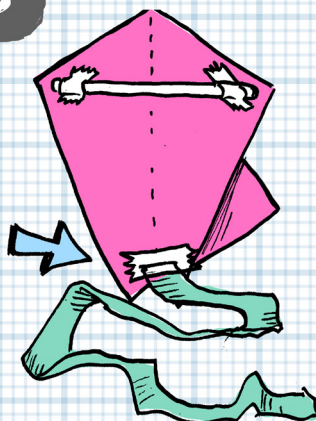
...then fold the other flap so the eyes meet.

4



Open the kite back out and use sticky tape to attach the straw (see indicator marks for the best position).

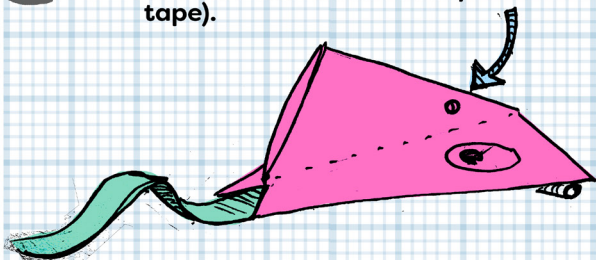
5



Now use sticky tape to attach your tail at the bottom.

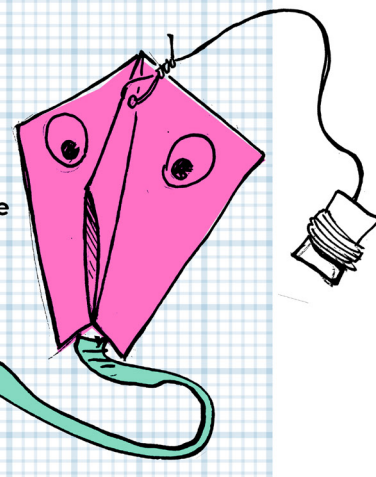
6



Punch a hole through the spine using a hole-punch or skewer (tip: you can reinforce the area with a little sticky tape).



7

Finally, tie some string through the hole - and you're READY TO FLY!





Attach tail here

Tape straw here

Fold out along here

Make first fold along here

Make first fold along here

Fold out along here

Tape straw here

Attach tail here

